



# 2011-2012 GMT Reports for District (or Undistricted) **District 106 D DENMARK**

GMT: **Open**

Location: **DENMARK**

GMT CA: **4**

## CLUBS

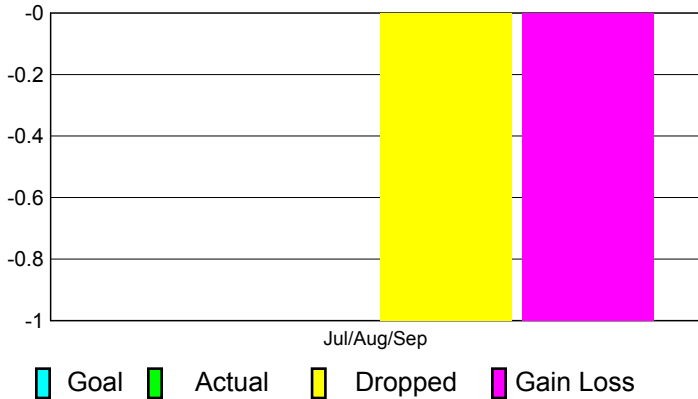
**Club Results**  
2011-2012

**Clubs**  
2010-2011

Month	New Club Goal	Actual New Clubs	Actual Dropped Clubs	Gain/Loss of Clubs	Gain/Loss of Clubs
Jul/Aug/Sep		0	-1	-1	1
<b>Totals</b>		<b>0</b>	<b>-1</b>	<b>-1</b>	<b>1</b>

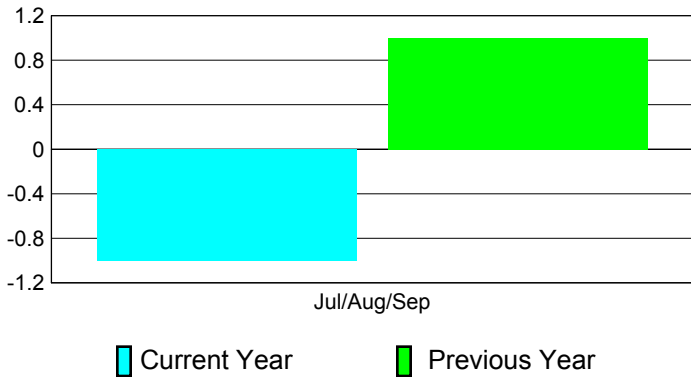
### Club Results 2011-2012

Goal, New, Dropped, Gain/Loss




### Comparison of Club Gain/Loss

Current Year Compared to the Previous Year



### YTD Status Quo Clubs 2011-2012

Status Quo Clubs Compared to Status Quo Members



## MEMBERSHIP

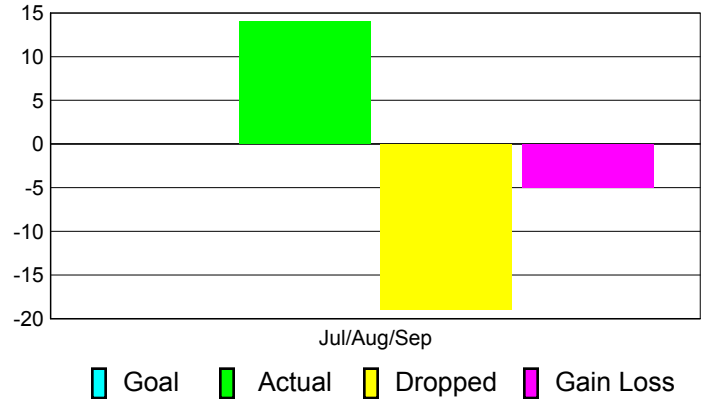
**Membership Results**  
2011-2012

**Membership**  
2010-2011

Month	Net Memb Goal	Actual New Memb	Actual Dropped Memb	Gain/Loss of Memb	Gain/Loss of Memb
Jul/Aug/Sep		14	-19	-5	13
<b>Totals</b>		<b>14</b>	<b>-19</b>	<b>-5</b>	<b>13</b>

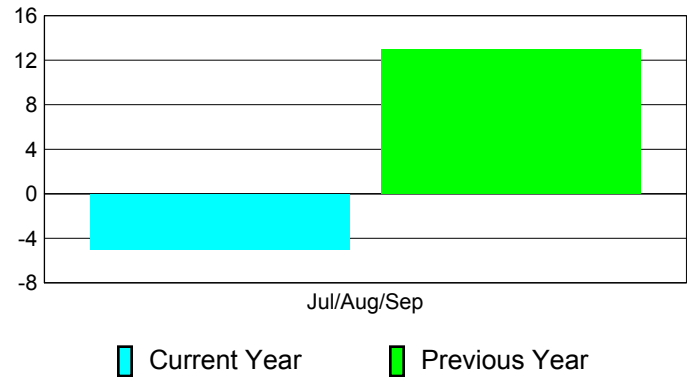
### Membership Results 2011-2012

Goal, New, Dropped, Gain/Loss

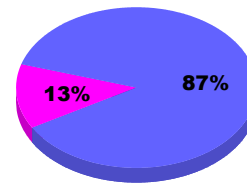


### Comparison of Membership Gain/Loss

Current Year Compared to the Previous Year



### Gender Comparison 2011-2012



Jul/Aug/Sep

Male Female



# 2011-2012 GMT Reports for District (or Undistricted) **District 106 D FAROE**

GMT: **Open**

Location: **FAROE ISLANDS**

GMT CA: **4**

## CLUBS

**Club Results**  
2011-2012

**Clubs**  
2010-2011

Month	New Club Goal	Actual New Clubs	Actual Dropped Clubs	Gain/Loss of Clubs	Gain/Loss of Clubs
Jul/Aug/Sep		0	0	0	0
<b>Totals</b>		<b>0</b>	<b>0</b>	<b>0</b>	<b>0</b>

### Club Results 2011-2012

Goal, New, Dropped, Gain/Loss



Legend: Goal (Cyan), Actual (Green), Dropped (Yellow), Gain Loss (Purple)

### Comparison of Club Gain/Loss

Current Year Compared to the Previous Year



Legend: Current Year (Cyan), Previous Year (Green)

### YTD Status Quo Clubs 2011-2012

Status Quo Clubs Compared to Status Quo Members



Legend: Status Quo Clubs (Cyan), Total Status Quo Members (Green)

## MEMBERSHIP

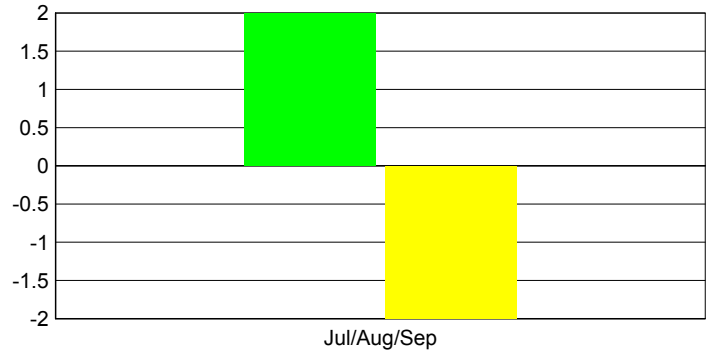
**Membership Results**  
2011-2012

**Membership**  
2010-2011

Month	Net Memb Goal	Actual New Memb	Actual Dropped Memb	Gain/Loss of Memb	Gain/Loss of Memb
Jul/Aug/Sep		2	-2	0	1
<b>Totals</b>		<b>2</b>	<b>-2</b>	<b>0</b>	<b>1</b>

### Membership Results 2011-2012

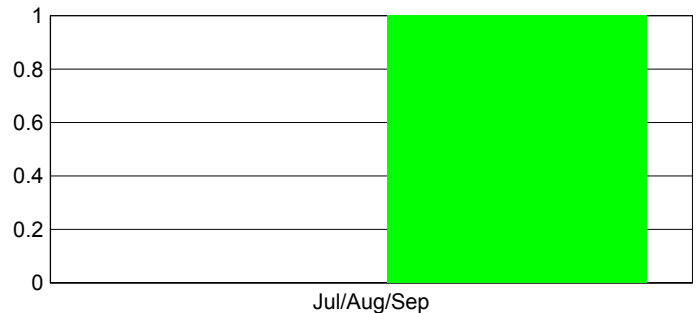
Goal, New, Dropped, Gain/Loss



Legend: Goal (Cyan), Actual (Green), Dropped (Yellow), Gain Loss (Purple)

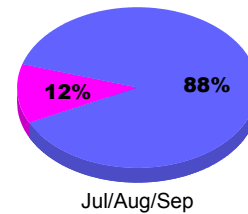
### Comparison of Membership Gain/Loss

Current Year Compared to the Previous Year



Legend: Current Year (Cyan), Previous Year (Green)

### Gender Comparison 2011-2012



Jul/Aug/Sep

Legend: Male (Blue), Female (Pink)



# 2011-2012 GMT Reports for District (or Undistricted) **District 106 D GREENLAND**

GMT: **Open**

Location: **GREENLAND**

GMT CA: **4**

## CLUBS

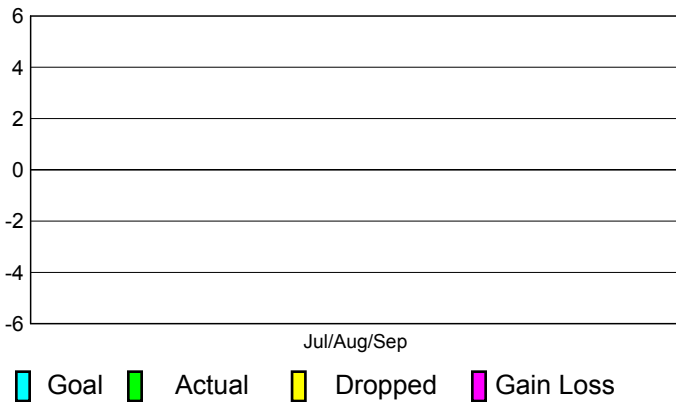
**Club Results  
2011-2012**

**Clubs  
2010-2011**

Month	New Club Goal	Actual New Clubs	Actual Dropped Clubs	Gain/Loss of Clubs	Gain/Loss of Clubs
Jul/Aug/Sep		0	0	0	0
<b>Totals</b>		<b>0</b>	<b>0</b>	<b>0</b>	<b>0</b>

### Club Results 2011-2012

Goal, New, Dropped, Gain/Loss



## MEMBERSHIP

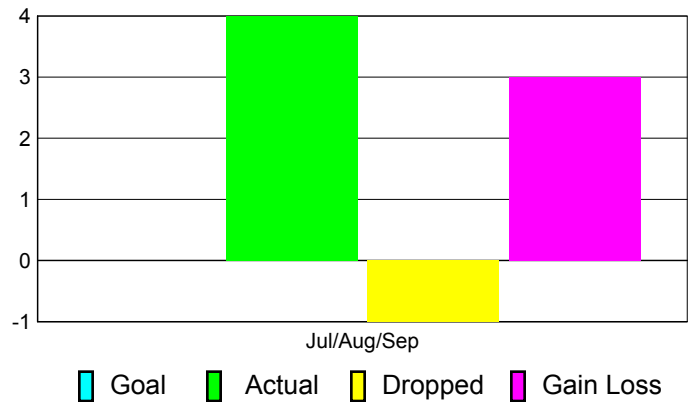
**Membership Results  
2011-2012**

**Membership  
2010-2011**

Month	Net Memb Goal	Actual New Memb	Actual Dropped Memb	Gain/Loss of Memb	Gain/Loss of Memb
Jul/Aug/Sep		4	-1	3	-7
<b>Totals</b>		<b>4</b>	<b>-1</b>	<b>3</b>	<b>-7</b>


### Membership Results 2011-2012

Goal, New, Dropped, Gain/Loss



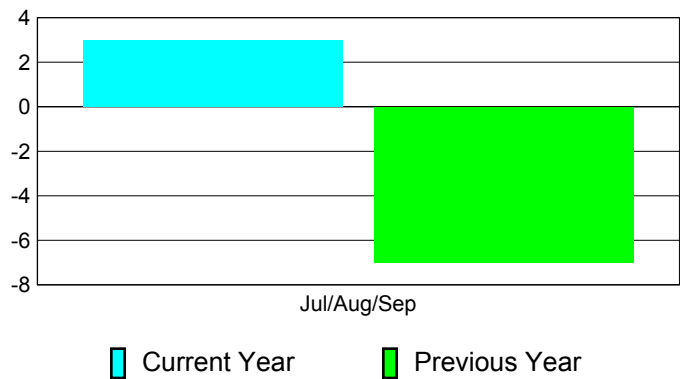
### Comparison of Club Gain/Loss

Current Year Compared to the Previous Year




### Comparison of Membership Gain/Loss

Current Year Compared to the Previous Year

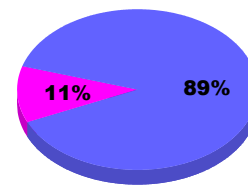


### YTD Status Quo Clubs 2011-2012

Status Quo Clubs Compared to Status Quo Members



### Gender Comparison 2011-2012



Jul/Aug/Sep

Male Female